




PORTER (H - 100) 2.6 L					
PORTER (H-100)	SOHC, 2 Cylinder Diesel Engine, 2607 CC Euro 2 Compliance, 5 Speed Manual Transmission, 79 HP @4000 RPM, Max Torque 167nm@2200 RPM, Double Wishbone With Torsion Bar Suspension, Wheel base 2430mm, Ground Clearance 7.2Inch (185mm), Ventiated Disc Brakes with 9" Brake Booster, Crystal Halogen Head Lights, Fog Lamps, Hydraulic Power Steering, Audio System with Radio/BT/AUX/USB, 2 Front Speakers, 3 Persons Seating Capacity, Single Cabin, Black Smooth Door Handles, Both sides & Rear Footsteps, Large Deck (9.1' L x 5.3' w) with 1 Ton payload, Bultin crash cage, Steel Wheels, Tyre size 195/70 R 15, Fuel Tank 65 L				
VARIANT	ENGINE CAPACITY (CC)	BASE PRICE	FREIGHT FOR LAHORE	ADDITIONAL FEATURE	AVAILABLE COLORS
DECK LESS	2607 CC	3,789,000	17,000	Without Deck	Snow White
FLAT DECK		3,809,000	17,000	With Flat Deck (Body Colored)	
HIGH DECK		3,829,000	17,000	With High Deck Containing 3 Side Open Facility (Body Colored)	
DECK LESS (A/C)		3,899,000	17,000	Without Deck with A/C	
FLAT DECK (A/C)		3,919,000	17,000	With Flat Deck (Body Colored) with A/C	
HIGH DECK (A/C)		3,939,000	17,000	With High Deck Containing 3 Side Open Facility (Body Colored) with A/C	

ELANTRA							
ELANTRA	DOHC 16 Valves Euro 2 Compliance Engine, Hexagonal Chrome Front Grill, Tetra LED Head Lamps, LED DRL(Daytime Running Lights), Wheel Base 2700mm, Ground Clearance 165mm, LED Back Lights, High Mont Stop Lamps, Chrome Door Handles, Tilt & Telescopic Steering Adjustment with Audio Control, Speed Sensing Door Locks, <b>New 8"</b> Infotainment system along-with <b>myhyundai</b> connect app and AM/FM Radio, MP3/USB/AUX/ Bluetooth and Rear View Camera, 4.2" TFT LCD, Dual Air Bags, AC with Rear Ventilation Grills, Electric Sunroof, ABS wit EBD, Rear Seat Folding with 60:40 ratio, Fuel Tank 50L, 16" Alloy Wheels with 215/55 Tyre Size (General Tyre / BG LUXO PLUS)						
VARIANT	ENGINE CAPACITY (CC)	BASE PRICE	FREIGHT FOR LAHORE	FILER TAX	NON-FILER TAX	ADDITIONAL FEATURES	AVAILABLE COLORS
GL (1.6 L)	1591 CC	6,599,000	18,000	50,000	150,000	1.6 L, 6 Speed Auto Transmission, 94 (126) HP@6300 rpm, Max Torque 155@4850 rpm, Hi-Fabric Interior, Jack Knife Key, Manual Hight Adjuster Seat	Polar White, Silver Metallic, Graphite Grey Metallic, Black Diamond Metallic, Teal Blue, Fiery Red
GLS (2.0 L)	1999 CC	7,130,000	18,000	200,000	600,000	2.0 L, 6 Speed Auto Transmission with 4 Drive Modes(Sport/Smart/ECO/Normal), 154 HP@6200 rpm, Max Torque 195@4500 rpm, Push Start & Smart Entry with Welcome Lamps, Cruise Control, Leather Interior, 10 Way Driver Powered Seats with Lambard Support, Wireless Charger, Dual Zone Auto Climate Control, ESC (Electronic Stability Control) + Traction Control, HAC (Hillstart Assist Control)	

TUCSON 2.0L							
TUCSON	Crossover SUV - with 2,000 CC MPI Petrol Engine, 155 HP@6200 rpm, Max Torque 196 @ 400 rpm, Hexagonal Front Grill, DRL (Daytime Running Lights), Wheel Base 2650mm, Ground Clearance 192mm, LED Back Lights, Front Fog Light, Tilt & Telescopic Steering Adjustment with Cruise Control, 10.1" Inch Floating Display with Android Auto, Rear View Camera with Dynamic Guidelines, Auto-light Control, Shark Fin Antenna, Dual Air Bags, Steering Wheel Remote Control, ABS with EBD, Rear Seat Reclining & Split Folding @ 60:40 ratio, Air-conditioner: Wiper - Blade Aero Type, Alloy Wheels, Tyre Size 225/15 R 18"						
VARIANT	ENGINE CAPACITY (CC)	BASE PRICE	FREIGHT LAHORE	FILER TAX	NON-FILER TAX	ADDITIONAL FEATURES	AVAILABLE COLORS
GLS Low	1999 CC	7,565,000	20,000	200,000	600,000	Fabric Seats, Manual Passenger Seat adjustment, Manual Hand Brake, Jack Knife Key, 3.5" Mono TFT LCD Cluster: Manual Headlight adjustment	Black Diamond Metallic Earthy Bronze, Polar White, Oxford Blue, Graphite Grey Metallic Aqua Silver, Silver Metallic, Fiery Red
FWD A/T GLS Sport		8,230,000	20,000	200,000	600,000	ESC (Electronic Stability Control): DBC (Downhill Brake Control): BAS (Brake Assistant System): VSM (Vehicle Stability Management): EPB (Electronic Parking Brake): Smart Key W/Button Start & Burglar Alarm: O/S Door Chrome Handle: Glove box with cooling function: Panoramic Roof - Power One Touch Safety: Roof Rail: Fabric Seats: Power Seats - Driver (8-way) + Lumbar Support (2-way): Full LED projection Head Lamp w/LED Static Bending + Auto Leveling Device: Puddle Lamps: Dual Zone Auto Climate Control A/C: Wireless Charger: Auto Defogger	
AWD A/T Ultimate		8,859,000	20,000	200,000	600,000	HTRAC: Hands Free Power Tailgate System: ESC (Electronic Stability Control): DBC (Downhill Brake Control): BAS (Brake Assistant System): VSM (Vehicle Stability Management): EPB (Electronic Parking Brake): Smart Key W/Button Start & Burglar Alarm: Door Chrome Handle: Glove box with cooling function: Panorama Sunroof - Power One Touch Safety + Roof Rack: Pure Leather Seats: Power Seats - Driver(8-way) + Lumbar Support (2-way) & Passenger(8 way): Full LED Head Lamp w/LED Static Bending + Auto Leveling Device: Puddle Lamps: Dual Zone Auto Climate Control A/C: Wireless Charger: Auto Defog System: Front & Rear Parking sensors.	

SONATA							
SONATA	MPI Petrol Engine, Euro 2, 6 Speed A/T with 5 Drive Modes (Smart/Sport/Eco/Custom/Comfort), Button Gear (Shift by wire), 2840mm Wheel Base, 155mm Ground Clearance, Tetra LED Projection Head Lamps with Gradient Hidden Light Technology, LED Back Lights, High Mount Stop Lamps, Remote Engine Start, Smart Power Tail Gate, Smart Entry & Push Start, Camel Two-Tone Leather Interior, Panoramic Sunroof, 10 Way Powered Driver Seat with Lumbar Support, 4 way Passenger Power Seat,12.3" Inch TFT LCD, 8" Floating Display, Bluetooth, Radio FM/AM, USB/AUX/MP3 Audio, Rear Smart Cruise Control, Paddle Shifter, Voice Control, ECM Type Rear View Mirror, 6 Air Bags, Wireless Charger, Dual Zone Auto Climate Control with Rear AC Vents, Front & Rear Parking Sensors, Rain-sensing Wipers, EPB (Electronic Parking Brake), ABS with EBD, ESC(Electronic Stability Control) & Traction Control,HSA (Hill Start Assist), Rear Side Door Curtain, Rear Occupant Alert, Power Rear Sunshade, Rear Seat Reclining & Split Folding @ 60:40 ratio, Fuel Tank 60 LTR, 18" Alloy Wheels with 235/45 Tyre Size (Imported Tyres)						
VARIANT	ENGINE CAPACITY (CC)	BASE PRICE	FREIGHT FOR LAHORE	FILER TAX	NON-FILER TAX	ADDITIONAL FEATURES	AVAILABLE COLORS
SONATA (2.0 L)	1999 CC	10,329,000	23,000	200,000	600,000	DOHC 16-Valve Engine,152HP@6200 rpm, Max Torque192@4500rpm, 2 Air Bags	Diamond Metallic Black Hampton Grey, Metallic Silver, Oxford Blue, Polar White
SONATA (2.5L)	2499 CC	11,280,000	25,000	676,800	900,000	Smart Stream Mpi Engine, 180 HP@6000 rpm, Max Torque 232@4000 rpm, 6 Air Bags, HUD(Head-up Display), Power Sunshade	

BOOKING REQUIREMENTS:-						
INITIAL BOOKING AMOUNT AS MENTIONED BELOW:-						
PORTER H - 100	ELANTRA (1.6L)	ELANTRA (2.0L)	TUCSON (FWD)	TUCSON (AWD)	SONATA 2.0	SONATA 2.5
FULL PAYMENT ADVANCE	1,200,000	1,200,000	1,500,000	1,500,000	2,000,000	2,000,000

1. Pay Order or Demand Draft In Favor of	"HYUNDAI NISHAT MOTOR (PVT) LTD A/C CUSTOMER NAME"	NTN# 7432849 - 1
2. For individuals - Copy of CNIC		
3. For Corporates/Bank/Modarba: Copy of Valid NTN Certificate & Purchase Order		
Price is subject to change. Prevailing price at the time of delivery of Vehicle will apply. Terms and conditions apply.		
75-A, L-BLOCK, GULBERG-3, LAHORE (Kalma Chowk) , Tel: +92 315 236 8725		   HYUNDAICENTRAL
E-mail address: sales@hyundaicentralsales.com		www.hyundaicentralsales.com